

able

Laundry Equipment





Complete Laundry Solutions

Designed for Demanding Care Environments

Able supplies professional laundry, hygiene and equipment solutions to care settings across the UK. With years of experience and a dedicated service team, we help organisations run safer, more efficient and more reliable laundry operations.

From compact value models to high-performance, heavy-duty machines, our equipment is built for daily commercial use and can be paired with auto-dosing systems, professional chemicals, installation services and full ongoing support.

Whether you need washing machines, dryers, ironers or maintenance, Able delivers a complete and flexible solution – all from a single trusted partner.

Value Laundry Range

Reliable performance without the premium price.


Our value range offers dependable washing and drying solutions designed for smaller sites or organisations working within tighter budgets. These models deliver excellent results, simple operation and low running costs – ideal for smaller care settings expecting light commercial use.



WMC6742

7kg Value Washer

- Load capacity:** 7kg
- Maximum spin speed:** 1400rpm
- Finish:** Titanium effect
- Programmes:** 26
- Not prepared for auto-dosing:** ❌
- Dimensions:** 850 × 595 × 591mm



TDC1773V.T

7kg Vented Dryer

- Load capacity:** 7kg
- Finish:** Titanium
- Programmes:** 17
- Sensor-controlled auto programmes:** ✅
Stops when clothes are dry
- Type:** Vented dryer
- Dimensions:** 850 × 595 × 640mm

WMC8943

9kg Value Washer

- Load capacity:** 9kg
- Maximum spin speed:** 1400rpm
- Finish:** Stainless steel
- Programmes:** 26
- Prepared for auto-dosing:** ✅
- Dimensions:** 850 × 595 × 706mm

TDC1485VI.S

8/9kg Vented Dryer

- Load capacity:** 8kg
- Finish:** Stainless steel
- Programmes:** 17
- Sensor-controlled auto programmes:** ✅
Stops when clothes are dry
- Type:** Vented dryer
- Dimensions:** 850 × 595 × 769mm

Premium Washing Machines

Engineered for commercial performance.

The Primus FX softmount range delivers powerful, reliable washing performance for busy care settings. Built with robust components and high-efficiency technology, these machines provide fast cycle times, reduced water and energy usage, and exceptional durability, ideal for organisations that need consistent, long-term results.

- High extraction speeds for shorter drying times
- Durable softmount construction for stability and longevity
- Intuitive touchscreen controls (multilingual)
- Smart water & detergent optimisation
- Cloud-connected monitoring with I-Trace
- Suitable for daily, heavy-duty use



FX Range Overview

The FX Range — 6.5kg to 24kg

Performance Features:

- **Extraction Speed:** 460-500g
- **Cloud-Based Platform:** ✓
- **Finish:** Stainless Steel
- **Steam Pressure:** 100-800 kPa
- **Warranty:** 3 Years

Code/ Capacity

FX65 — 6.5kg

FX80 — 8kg

FX105 — 10.5kg

FX135 — 13kg

FX180 — 18kg

FX240 — 24kg

Dimensions

710 x 1135 x 740mm

710 x 1135 x 790mm

795 x 1245 x 795mm

795 x 1245 x 945mm

970 x 1430 x 970mm

970 x 1430 x 1105mm





Premium Tumble Dryers

Fast, efficient drying for demanding care settings.

The Primus DX professional dryer range delivers high-performance drying for busy care settings. Designed to maximise airflow efficiency and maintain consistent results, these dryers provide fast cycle times, precise moisture control and long-term durability — helping you keep your laundry moving smoothly every day.

- High-efficiency airflow for shorter drying times
- Advanced humidity sensing for accurate, gentle drying
- Intuitive touch control interface
- Robust commercial-grade construction
- Ergonomic loading and unloading design
- Stacked options available to increase capacity with minimal floor space

DX Range Overview

DX Range — Single and Stacked Models

Performance Features:

- 🔥 Safetech Fire Suppression System: ✓
- 💧 Senso Dry + Technology: ✓
- 📶 Wireless Communication: ✓
- 🛡️ Warranty: 3 Years

Single Dryers

Code/ Capacity	Dimensions
DX14 — 14kg	710 x 1135 x 740mm
DX16 — 16kg	710 x 1135 x 790mm
DX20 — 20kg	795 x 1245 x 795mm
DX24 — 24kg	795 x 1245 x 945mm
DX34 — 34kg	970 x 1430 x 970mm

Stacked Dryers:

Code/ Capacity	Dimensions
DX13 — 2x13kg	710 x 1135 x 740mm
DX20 — 2x20kg	710 x 1135 x 740mm



Stacked models offer double the drying capacity in the same footprint, ideal for space-restricted laundry rooms.






Premium Ironing Equipment


Fast, consistent finishing for demanding care settings.

The Primus I28 professional chest-heated ironer provides high-quality finishing for sheets, pillowcases, and other flatwork commonly processed in care settings. Designed for daily reliability, the I28 delivers even heat distribution, energy-efficient performance and smooth feeding to support consistent, high-volume output.







- Consistent heat distribution for a premium finish
- Variable speed control to optimise output
- Wide roller width to handle larger flatwork
- Compact, efficient footprint
- Energy-efficient temperature regulation
- Smooth feeding system for easy operation

I28-170 VT

-  **Roller width:** 1700mm
-  **Roller diameter:** 280mm
-  **Throughput:** 38 kg/hr
-  **Variable speed:** 1,6 - 4,4 m/min
-  **Dimensions:**
1103 x 546 x 2123mm



I28-210 AVT

-  **Roller width:** 2100mm
-  **Roller diameter:** 280mm
-  **Throughput:** 43 kg/hr
-  **Variable speed:** 1,6 - 4,4 m/min
-  **Dimensions:**
1103 x 546 x 2523mm
-  **AV features:** Adjustable speed, adjustable temperature & suction fan

Chemicals, Auto-Dosing & Servicing

Complete support for your on-site laundry.

Auto-Dosing

Free On-Load Auto-Dosing

Our auto-dosing systems deliver the correct amount of detergent for every cycle, improving wash quality and reducing waste. Installed and supported by our engineers.

- Benefits:** Accurate dosing • Lower chemical usage
- No manual measuring
 - Fully maintained



Chemicals

Ocean Professional & Diamond Range

Powerful, fabric-safe laundry chemicals designed for care settings. Formulated for consistent cleaning, brightening and softening, and fully compatible with our dosing systems.

- Benefits:** Effective stain removal
- Low-temp options
 - Fabric protection



Professional Equipment Servicing

Our engineers provide reliable servicing and maintenance to keep your laundry equipment running at its best. From planned maintenance to breakdown support, we help reduce downtime and extend equipment life.

- Benefits:** Experienced engineers
- Planned servicing
 - Fast response
 - Support for all laundry equipment



Premium Commercial Dishwashers

Further supporting your on-site hygiene requirements.

To complement our laundry solutions, we also supply a compact range of commercial dishwashers— ideal for care settings that want fast, hygienic results in kitchens, staff rooms or utility areas. These machines offer reliable, energy-efficient performance and simple operation for everyday use.

Standard Undercounter Range (SD40 • SD45 • SD50)

- Fast wash cycles for maximum productivity
- Improved wash pressure for better cleaning results
- Double-skinned cabinet to reduce noise & energy loss
- Reduced water consumption (2.4L per cycle)
- Simple, intuitive controls
- Chemical auto-dosing built in
- Optional internal softener for hard-water sites

Model Overview

- SD40** – 400 × 400mm baskets, compact footprint
- SD45** – 450 × 450mm baskets, mid-size model
- SD50** – 500 × 500mm baskets, full-size capacity



High-Capacity Passthrough Dishwashing

For kitchens that need greater throughput.

For care settings with larger kitchen operations, we offer the SD1000 passthrough dishwasher – a powerful, easy-to-use hood machine designed for high productivity and reliable performance throughout the day.

- Fast, powerful wash cycles (from 90 seconds)
- Hood auto-start to reduce effort and increase speed
- Perfect rinse temperatures ensured by rinse thermo-lock
- Larger usable height for trays, pots & utensils
- Low water usage for reduced energy and chemical costs
- Heavy duty heater elements for quicker heat recovery
- Simple digital controls to minimise user error
- Optional internal softener for hard-water areas



From equipment supply and installation to **chemicals, servicing and ongoing support**, Able works with care settings to deliver **reliable, compliant** laundry solutions.

Speak to Able today:
+44 (0)1953 885661
info@helloable.co.uk



able.

 +44 (0)1953 885661

 info@helloable.co.uk

 www.welcometoable.co.uk

 Blenheim House 27-33
Threpton Road Ind Est,
Watton, Norfolk, IP25 6NG